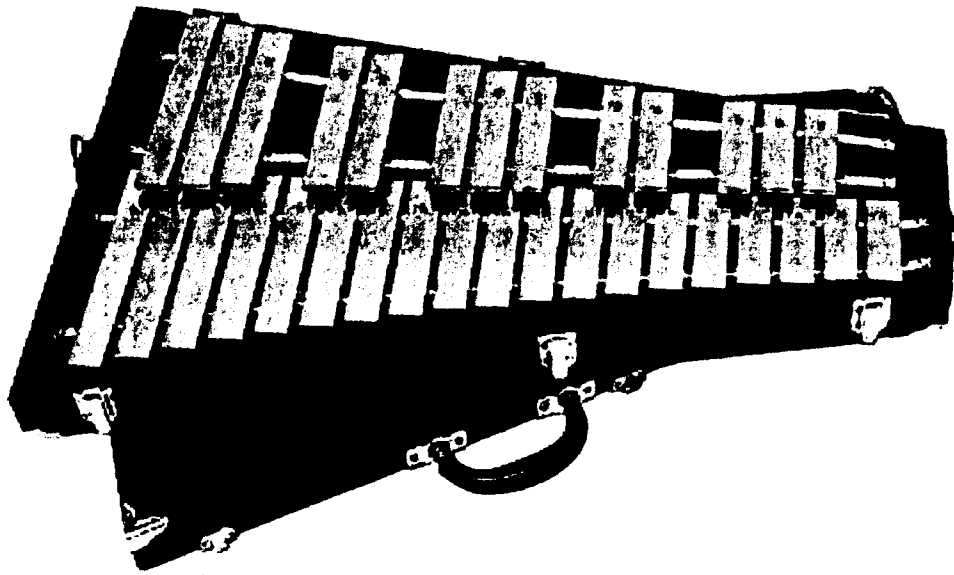


Glockenspiel

Level Three



Mallet Percussion Level Three Summary

Cadets who obtain a Mallet Percussion Level Three will be able to successfully perform the following skills:

Maintain a Primary Instrument

- Replace a snare drum batter head.
- Tune a snare drum head.

Music Theory

- Successful completion of Proficiency Level Three Theory Assessment with a mark of 60% or higher.

Demonstrate Rhythm and Aural Skills

- Must successfully perform at least six rhythms from the Level Three Rhythm Sheet.
 - Cadets may sing, clap, tap or count the rhythms.
 - Cadets may perform the rhythms at a tempo no slower than 60 bpm and no faster than 180 bpm.
 - The tempo must be consistent.
- Identify by ear intervals played above a given note to include:
 - Unison
 - P4
 - P5
 - Octave
- Cadet must sing or play back a five-note melody which
 - Utilizes only the first five notes of a major scale
 - Begins on the tonic
 - May contain one leap of a third

Play Scales and Rudiments

- Scales must be performed no slower than 60 bpm.
- Scales and arpeggios, two octaves
 - D^b/C[#] major
 - G major
 - A melodic minor
 - D melodic minor
 - G melodic minor
 - C melodic minor
 - F melodic minor
 - B^b/A[#] melodic and harmonic minors
 - E minor melodic and harmonic minors

Mallet Percussion Level Three Summary (continued)

Play Scales and Rudiments (continued)

- Rudiments
 - Single strokes, each hand at 180 bpm
 - Single paradiddles at 90 bpm
 - Flams at 90 bpm
 - Introduction to closed rolls at 72 bpm
 - Double strokes in 16th notes (open roll) at 90 bpm
 - Five stroke rolls at 90 bpm
 - Nine stroke rolls at 90 bpm
 - Roll offs (17 stroke rolls) at 120 bpm

Sight-read Music

- The music must be at least four measures and no more than 16 measures long.
- The music must not exceed the technical requirements for Level Two.
- The cadet must observe
 - Correct rhythm
 - Correct pitches
 - A steady, appropriate tempo

Perform Level Three Music

- Cadet must perform one piece of the following from each List A, B and C:
 - List A
 - Etude VI
 - Etude VIII
 - Etude IX
 - List B
 - Triad Study #6 (page 5)
 - Triad Study #5 (page 8)
 - Triad Study #5 (page 11)
 - List C
 - Blue Eagle
 - Four Street Beats
 - Star March
- Cadet must observe
 - Correct rhythm
 - Correct pitches
 - Correct dynamics
 - Correct articulations
 - A steady, appropriate tempo
 - Tone quality
 - Phrasing

LEVEL THREE RHYTHM SHEET

1. $\sharp 4/4$ 

2. $\sharp 9/8$ 

3. $\sharp 2/4$ 

4. $\sharp 4/4$ 

5. $\sharp \text{C}$ 

6. $\sharp 4/4$ 

7. $\sharp 4/4$ 

8. $\sharp 6/8$ 

9. $\sharp 12/8$ 

10. $\sharp 2/4$ 

11. $\sharp 4/4$ 

12. \sharp 

13. $\sharp 6/8$ 

14. $\sharp 3/4$ 

15. $\sharp 9/8$ 

GLOCKENSPIEL / LYRE

NIVEAU III / LEVEL III

GAMMES ET ARPÈGES MAJEURS
MÉMORISATION NÉCESSAIRE

MAJOR SCALES AND ARPEGGIOS
MEMORIZATION REQUIRED

Sib Majeur / Bb Major

. = 72

Two staves of musical notation for the Sib Majeur / Bb Major scale. The top staff shows the ascending scale (B-flat, C, D, E-flat, F, G, A-flat, B-flat) and the bottom staff shows the descending scale (B-flat, A-flat, G, F, E-flat, D, C, B-flat). The tempo marking is quarter note = 72.

Mib Majeur / Eb Major

Two staves of musical notation for the Mib Majeur / Eb Major scale. The top staff shows the ascending scale (E-flat, F, G, A-flat, B-flat, C, D, E-flat) and the bottom staff shows the descending scale (E-flat, D, C, B-flat, A-flat, G, F, E-flat).

Lab Majeur / Ab Major

Two staves of musical notation for the Lab Majeur / Ab Major scale. The top staff shows the ascending scale (A-flat, B-flat, C, D, E-flat, F, G, A-flat) and the bottom staff shows the descending scale (A-flat, G, F, E-flat, D, C, B-flat, A-flat).

Réb Majeur / Db Major

Two staves of musical notation for the Réb Majeur / Db Major scale. The top staff shows the ascending scale (D-flat, E-flat, F, G, A-flat, B-flat, C, D-flat) and the bottom staff shows the descending scale (D-flat, C, B-flat, A-flat, G, F, E-flat, D-flat).

GLOCKENSPIEL / LYRE

NIVEAU III / LEVEL III

GAMMES ET ARPÈGES MAJEURS
MÉ MORISATION NÉCESSAIRE

MAJOR SCALES AND ARPEGGIOS
MEMORIZATION REQUIRED

Fa Majeur / F Major

$\text{♩} = 72$

The musical notation for the F Major scale and arpeggio is presented in two systems. The first system shows the ascending and descending scales in the right hand (treble clef) and the ascending and descending arpeggios in the left hand (treble clef). The tempo is marked as quarter note = 72. The second system shows the continuation of the scales and arpeggios, with the right hand part ending with a whole note chord and the left hand part ending with a whole note chord.

Do Majeur / C Major

The musical notation for the C Major scale and arpeggio is presented in two systems. The first system shows the ascending and descending scales in the right hand (treble clef) and the ascending and descending arpeggios in the left hand (treble clef). The second system shows the continuation of the scales and arpeggios, with the right hand part ending with a whole note chord and the left hand part ending with a whole note chord.

Sol Majeur / G Major

The musical notation for the G Major scale and arpeggio is presented in two systems. The first system shows the ascending and descending scales in the right hand (treble clef) and the ascending and descending arpeggios in the left hand (treble clef). The second system shows the continuation of the scales and arpeggios, with the right hand part ending with a whole note chord and the left hand part ending with a whole note chord.

GLOCKENSPIEL / LYRE

NIVEAU III / LEVEL III

GAMMES ET ARPÈGES MINEURS
MÉ MORISATION NÉCESSAIRE

MINOR SCALES AND ARPEGGIOS
MEMORIZATION REQUIRED

Sol mineur / G minor

Harmonique / Harmonic

$\text{♩} = 72$

Mélodique / Melodic

Do mineur / C minor

Harmonique / Harmonic

Mélodique / Melodic

GLOCKENSPIEL / LYRE

NIVEAU III / LEVEL III

GAMMES ET ARPÈGES MINEURS
MÉ MORISATION NÉCESSAIRE

MINOR SCALES AND ARPEGGIOS
MEMORIZATION REQUIRED

Ré mineur / D minor

Harmonique / Harmonic

. = 72

Musical notation for the Ré mineur / D minor scale, Harmonic part. It consists of three staves in 4/4 time. The top staff shows the ascending and descending scale with accidentals (F# and C#). The middle and bottom staves show the harmonic accompaniment with chords and single notes.

Mélodique / Melodic

Musical notation for the Ré mineur / D minor scale, Melodic part. It consists of three staves in 4/4 time. The top staff shows the ascending and descending scale with accidentals (F# and C#). The middle and bottom staves show the melodic accompaniment with chords and single notes.

La mineur / A minor

Harmonique / Harmonic

Musical notation for the La mineur / A minor scale, Harmonic part. It consists of three staves in 4/4 time. The top staff shows the ascending and descending scale with accidentals (F# and C#). The middle and bottom staves show the harmonic accompaniment with chords and single notes.

Mélodique / Melodic

Musical notation for the La mineur / A minor scale, Melodic part. It consists of three staves in 4/4 time. The top staff shows the ascending and descending scale with accidentals (F# and C#). The middle and bottom staves show the melodic accompaniment with chords and single notes.

GLOCKENSPIEL / LYRE

NIVEAU III / LEVEL III

GAMMES ET ARPÈGES MINEURS
MÉ MORISATION NÉCESSAIRE

MINOR SCALES AND ARPEGGIOS
MEMORIZATION REQUIRED

Mi mineur / E minor

Harmonique / Harmonic

$\text{♩} = 72$

Mélodique / Melodic

GLOCKENSPIEL / LYRE

NIVEAU III / LEVEL III

GAMME CHROMATIQUE
MÉMORISATION NÉCESSAIRE

CHROMATIC SCALE
MEMORIZATION REQUIRED

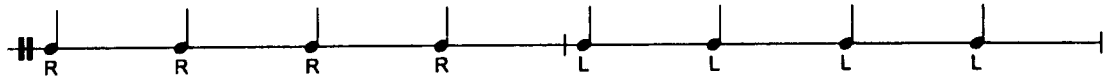
Ré Chromatique / D Chromatic

$\text{♩} = 72$

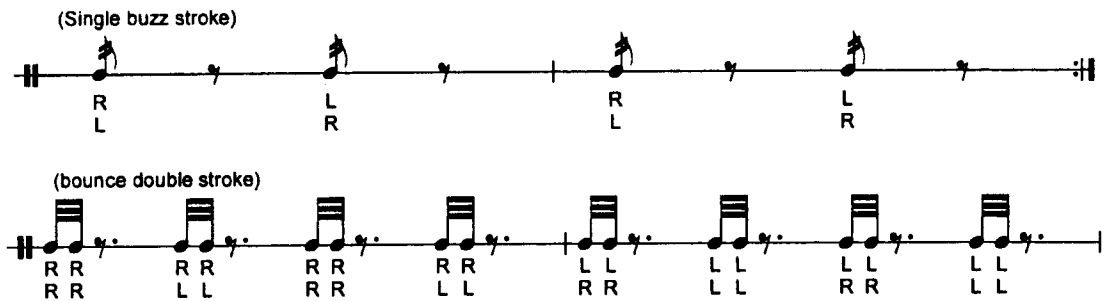


LEVEL ONE RUDIMENTS

1. Single strokes – each hand; metronome mark (M.M.) quarter note = 180



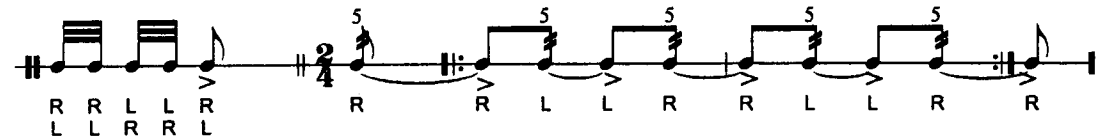
2. Introduction to closed rolls; M.M. quarter note = 72



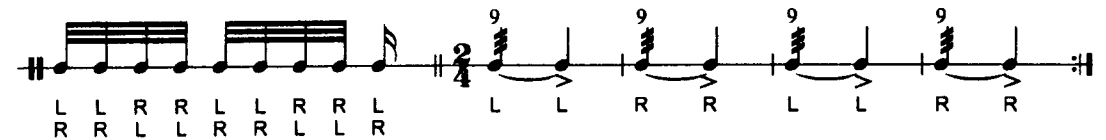
3. Double strokes in 16th notes (open roll); M.M. quarter note = 90



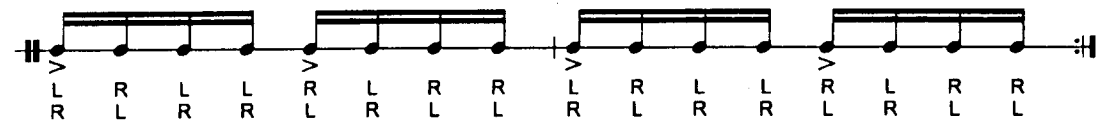
4. Five stroke rolls; M.M. quarter note = 90



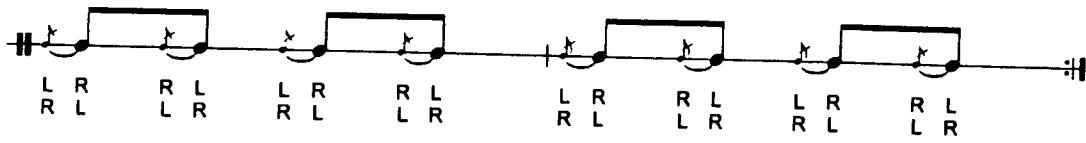
5. Nine stroke rolls; M.M. quarter note = 90



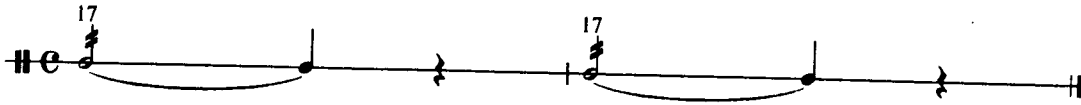
6. Single Paradiddles; M.M. quarter note = 90



7. Flams; M.M. quarter note = 90



8. Roll off (17 stroke roll); M.M. quarter note = 120



VI

Allegro assai (♩ = 112)

The musical score consists of ten staves of music, all in treble clef and 2/4 time. The tempo is marked 'Allegro assai' with a quarter note equal to 112 beats per minute. The key signature is one flat (B-flat). The score begins with a dynamic marking of *mf* and includes the articulation 'RLRL RLRL' under the first few notes. The music is characterized by rapid sixteenth-note passages. Dynamics vary throughout, including *pp*, *mp*, *f*, and *p*. The piece concludes with a final dynamic of *p* and the articulation 'RR'.

VIII

Presto

The musical score consists of 12 staves of music, each containing a series of rhythmic patterns. The notation includes various note values, rests, and articulation marks. The piece is marked 'Presto' and is in 2/4 time. The key signature has one flat (B-flat). The music is characterized by rapid, repetitive rhythmic figures. Handing instructions are provided throughout the score: 'L' (Left hand) appears on the first staff, and 'R' (Right hand) appears on the second, third, fourth, fifth, sixth, seventh, eighth, ninth, tenth, and eleventh staves. Some staves have multiple 'R' markings, indicating complex rhythmic patterns. The final staff ends with a double bar line.

IX

Allegro. moderato

LRRL LRRL LRLR
 L LRRL LRRL L
 LRRL L
 R
 L LRRL LRRL LRRL
 LRRL RLRL R LRRL L RLRL L R
 R LLRLRL L R R LLRLRL
 LRRL L RR LRRL L LL LRRL
 L LRRL L LLRL RLRL
 RLRL LRRL R RLRL LRRL L
 LRLR RLRL LRRL LRRL L
 RRL LRRL LRRL LRRL LRRL L RR

Blue Eagle
March

ARTHUR JOHNSON

2
ff *Cym solo* *mf*

1 2 *f*

TRIO
p-ff

Detailed description: This musical score is for a piece titled 'Blue Eagle March' by Arthur Johnson. It begins with a 'Cym solo' section marked with a '2' and dynamic markings of *ff* and *mf*. The solo consists of several lines of music with various rhythmic patterns and rests. Following the solo is a 'TRIO' section marked with *p-ff*. The trio section is divided into two parts, each starting with a first and second ending bracket. The music features complex rhythmic patterns, including sixteenth and thirty-second notes, and rests. The score is written in bass clef with a 2/4 time signature.

Four Street Beats

Detailed description: This musical score is for a piece titled 'Four Street Beats'. It consists of four lines of music, each starting with a bass clef and a 2/4 time signature. The music features a variety of rhythmic patterns, including eighth and sixteenth notes, and rests. The score is written in bass clef with a 2/4 time signature.

Star
March

E. De LAMATER

The musical score consists of seven staves of music. The first staff begins with a dynamic marking of *ff* and a first ending bracket labeled '2'. The second staff has a dynamic marking of *mf* and a first ending bracket labeled '1'. The third staff has a dynamic marking of *ff* and a first ending bracket labeled '2'. The fourth staff has a dynamic marking of *ff* and first ending brackets labeled '1' and '2'. The fifth staff is labeled 'TRIO' and has a dynamic marking of *p-ff*. The sixth and seventh staves continue the musical notation with various rhythmic patterns and dynamics.

