


# *Glockenspiel*

*Level One*



# Mallet Percussion Level One Summary (continued)


## Sight-read Music


- The music must be at least four measures and no more than 16 measures long.
- The music must not exceed the technical requirements for Level Basic.
- Some assistance pertaining to time and key signatures, accidentals and rhythms may be provided by the instructor.
- The cadet must observe
  - Correct rhythm
  - Correct pitches
  - A steady, appropriate tempo


## Perform Level One Music

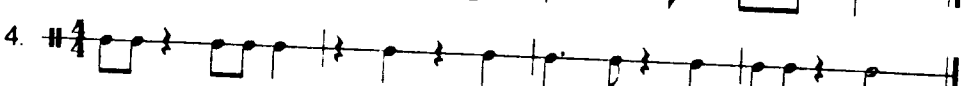
- Cadet must perform one piece of the following from both List A and List B:
  - List A
    - By the River
    - Auld Lang Syne
    - Largo
  - List B
    - The Glorious Fourth
    - Soldier's Chorus
    - Oh Dem Golden Slippers
- Cadet must observe
  - Correct rhythm
  - Correct pitches
  - Correct dynamics
  - A steady, appropriate tempo


### LEVEL ONE RHYTHM SHEET

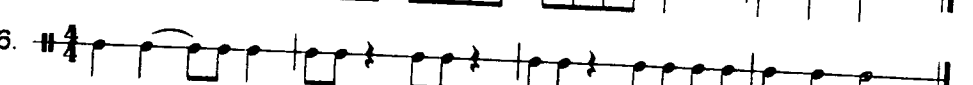
1.  $\# \frac{3}{4}$  


2.  $\# \frac{4}{4}$  


3.  $\# \frac{2}{4}$  


4.  $\# \frac{4}{4}$  

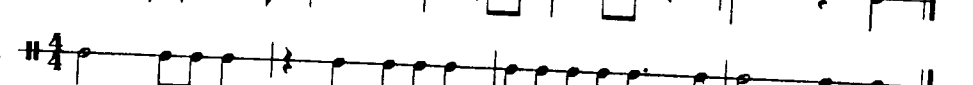
5.  $\# \frac{4}{4}$  

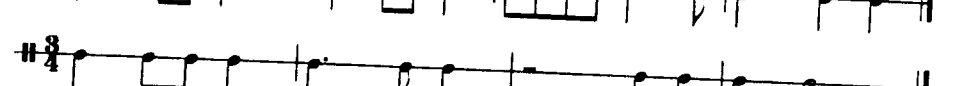
6.  $\# \frac{4}{4}$  


7.  $\# \frac{2}{4}$  

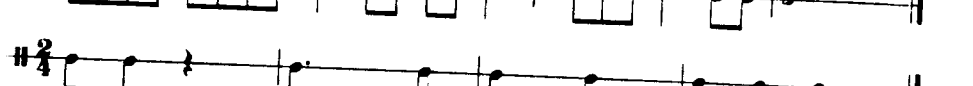
8.  $\# \frac{3}{4}$  


9.  $\# \frac{4}{4}$  


10.  $\# \frac{4}{4}$  

11.  $\# \frac{3}{4}$  

12.  $\# \frac{4}{4}$  

13.  $\# \frac{2}{4}$  

14.  $\# \frac{4}{4}$  

15.  $\# \frac{4}{4}$  

# GLOCKENSPIEL / LYRE

NIVEAU I / LEVEL I

GAMMES ET ARPÈGES MAJEURS  
MÉ MORISATION NON NÉCESSAIRE

MAJOR SCALES AND ARPEGGIOS  
MEMORIZATION NOT REQUIRED

Sib Majeur / Bb Major

♩ = 66

Mib Majeur / Eb Major

Fa Majeur / F Major

# GLOCKENSPIEL / LYRE

NIVEAU 1 / LEVEL 1

GAMMES ET ARPÈGES MINEURS  
MÉ MORISATION NON NÉCESSAIRE

MINOR SCALES AND ARPEGGIOS  
MEMORIZATION NOT REQUIRED

**Sol mineur / G minor**

Harmonique / Harmonic

$\text{♩} = 66$



**Do mineur / C minor**

Harmonique / Harmonic



**Ré mineur / D minor**

Harmonique / Harmonic



# GLOCKENSPIEL / LYRE

## NIVEAU I / LEVEL I

**GAMME CHROMATIQUE**  
**MÉMORISATION NON NÉCESSAIRE**

**CHROMATIC SCALE**  
**MEMORIZATION NOT REQUIRED**

**Sib Chromatique / Bb Chromatic**



# By the River

WILLIAM BEACHLER

*Dolce*

42

Musical score for 'By the River' in 2/4 time, marked *Dolce*. The score consists of four staves of music. The first staff begins with a treble clef and a key signature of one flat. The music is marked with measure numbers 42, 43, 44, 45, 46, 47, 48, and 49. Circled letters A, B, C, D, E, F, and G indicate specific measures or phrases within the piece.

# Auld Lang Syne

Solo or Duet for Bell Lyras

Scotch Folk Song

47

First Bell Lyra  
(Melody part)

Second Bell Lyra  
(Harmony part)

Musical score for 'Auld Lang Syne' in 2/4 time, marked for Solo or Duet for Bell Lyras. The score is presented in three systems, each with two staves. The first system is labeled 'First Bell Lyra (Melody part)' and 'Second Bell Lyra (Harmony part)'. The music is marked with measure numbers 47, 48, 49, 50, 51, 52, 53, 54, 55, 56, 57, 58, 59, and 60. Circled letters A, B, and C indicate specific measures or phrases within the piece.

p. 1/2

# Largo

from "New World Symphony"

Bell Lyra in C

Bell Lyra Solo with Piano Accompaniment

When playing B $\flat$  Bell Lyra transpose  
each note one whole step higher

DVORAK

96

Legato  
Bell Lyra Solo

*mf*

Piano Accompaniment

*mf*

Musical notation for measures 101-105. The top staff is the Bell Lyra Solo, and the bottom two staves are the Piano Accompaniment. Measure 101 has a circled 'B' above the solo line. Measure 103 has a circled 'B' above the piano accompaniment. The music continues in 4/4 time with a key signature of one flat.

Musical notation for measures 106-110. The top staff is the Bell Lyra Solo, and the bottom two staves are the Piano Accompaniment. Measure 106 has a circled 'C' above the solo line. Measure 108 has a circled 'D' above the solo line. Measure 110 has a circled 'D' above the piano accompaniment. The music continues in 4/4 time with a key signature of one flat.



# Largo p. 2

The first system of music consists of a treble staff and a grand staff (treble and bass staves). The treble staff contains a melodic line with eighth and quarter notes. A circled 'E' is placed above the staff at the end of the first measure. The grand staff provides harmonic accompaniment with chords and moving lines in both hands.

The second system continues the musical piece. It features a treble staff and a grand staff. The treble staff has a circled 'F' at the beginning and a circled 'G' at the end. The grand staff accompaniment includes chords and melodic fragments in both hands.

The third system concludes the piece. It features a treble staff and a grand staff. The treble staff has a circled 'H' at the end. The grand staff accompaniment includes chords and melodic fragments in both hands. The word 'ritard.' is written below the grand staff in two locations, indicating a deceleration in tempo.

# The Glorious Fourth

Old Colonial Melody

37 *Con spirito*

(A)

(B)

(C)

# Soldiers Chorus

from "Fra Diavolo"

AUBER

39 *Allegro*

Count 1 and 2 and

(A)

(B)

(C)

# Oh! Dem Golden Slippers

JAMES A. BLAND

43 *Scherzando*

(A)

(B)

(C)